

ADOKAPI®

GATEWAY TO THE WORLD OF CHANGE



| DOOR COLLECTION

ABOUT US



Adokapi factory was started to be established in 2007. The factory which was established with the state-of-the-art technology in a closed area of 30.000 m² started to the production in October 2007. Adokapi which was moved to its new place at the 3 rd stage in 2013 and which is the largest factory of Turkey and Europe in its field makes production at the international quality standards in an integrated area of 550.000 m² in total. It has the capacity of producing 5.000 doors in a day. The production is performed with our 1.200 colleagues specialized in their fields.

It renders service with its sale and service network at 1.700 points in total, consisting of regional directorates, distributorships and dealers in the country. Adokapi re-interpreted the door as furniture and offered an innovation to the world. Adokapi combined the nature and the technology in the interior doors. In the wooden composite doors, the naturality of the wood and the durability of the composite PVC were combined with the ease of installation and use.

Innovation
is at your door step!



DEODORA SERIES



WATER
RESISTANT



RESISTANT
TO IMPACTS



ANTI-
BACTERIAL



RESISTANT
TO MOISTURE




PAINT AND
MAINTENANCE ARE
NOT REQUIRED



B1
FIREPROOF



DEODORA SERIES



ADO100



ADO100



ADO100



ADO100



ADO100



ADO100



ADO100



ADO101



ADO103



ADO106




ADO106YK



SN GRAY




MAGIC STONE



MAGIC VISON



TOBACCO



LEATHER WHITE



COBALT GRAY



WHITE MAPLE



TEAK



DARK WALNUT



WHITE TEAK

DEODORA SERIES



ADO200



ADO200



ADO200



ADO200



ADO250



ADO250



ADO250



ADO250



ADO250



ADO250



ADO250




ADO250



SN GRAY



MAGIC STONE



LEATHER WHITE



COBALT GRAY



WHITE MAPLE



TEAK



DARK WALNUT



WHITE TEAK

DEODORA SERIES



ADO300



ADO300



ADO300



ADO300



ADO300



ADO300



ADO300



ADO300



ADO301



ADO301



ADO301




ADO301



SN GRAY




MAGIC STONE



LEATHER WHITE



COBALT GRAY



TEXTURED WHITE



WHITE MAPLE



TEAK



DARK WALNUT



WHITE TEAK

DEODORA SERIES



ADO330



ADO330



ADO330



ADO330



ADO331



ADO331



ADO331



ADO331



ADO350



ADO350



ADO351



ADO351



LEATHER WHITE



WHITE MAPLE



TEAK



DARK WALNUT



WHITE TEAK

DEODORA SERIES



ADO360



ADO360



ADO360



ADO360



ADO410



ADO410



ADO410



ADO410



ADO411



ADO411



ADO412



ADO412



LEATHER WHITE



WHITE MAPLE



TEAK



DARK WALNUT



WHITE TEAK

DEODORA SERIES



ADO500



ADO500



ADO500



ADO500



ADO700



ADO700



ADO700



ADO700



ADO800



ADO800



ADO800



ADO800



LEATHER WHITE



WHITE MAPLE



TEAK



DARK WALNUT



WHITE TEAK

DEODORA SERIES



**ADO2000
ARGENTO MIX**



**ADO2000
WHITE TEAK MIX**



**ADO2000
TEAK MIX**



**ADO2100
MILANO WALNUT MIX**



ADO1134



ADO1122-R



ADO1103-R



ADO1132




ADO1500




SN GRAY



MAGIC STONE



MAGIC VISON



WHITE LEATHER



ARGENTO MIX



WHITE MAPLE



TEAK



DARK WALNUT



WHITE TEAK

DEODORA SERIES

SPECIAL DOOR SIZE 210-215-220cm



ADO100



ADO330



ADO410



ADO500



ADO2000



ADO2100



ADO1134



ADO1122-R



ADO1132

*Available for Ado 100, 330, 410, 500, 2000, 2100, 1134, 1122-R, 1132.

FAGUS SERIES



WATER
RESISTANT



ANTI-
BACTERIAL



PAINT AND
MAINTENANCE ARE
NOT REQUIRED



FAGUS SERIES



ADO3000



ADO3000



ADO3000



ADO3000



ADO3000



ADO3000



ADO3000



ADO3003



ADO3006



LIGHT OAK



DARK OAK



MATTE COCO



ML. WHITE



MATTE MARRON



P. OAK



GREEN TEAK

FAGUS SERIES



ADO3122-R



ADO3122-R



ADO3122-R



ADO3122-R



ADO3122-R



ADO3122-R



ADO3202



ADO3203



ADO3209



SN GRAY



LIGHT OAK



DARK OAK



MATTE COCO



ML. WHITE



MATTE MARRON



P. OAK



GREEN TEAK

FAGUS SERIES



ADO3202-3



ADO3203-3



ADO3209-3



ADO3290



ADO3223



ADO3232



ADO3290-3



ADO3223-3



ADO3232-3



SN GRAY



LIGHT OAK



DARK OAK



MATTE COCO



ML. WHITE



MATTE MARRON



P. OAK



GREEN TEAK

FAGUS SERIES



ADO3390



ADO3386



ADO3268



ADO3286



ADO3430-33



ADO3430-34



ADO3430-84



ADO3430-85



SN GRAY



LIGHT OAK



DARK OAK



MATTE COCO



ML. WHITE



MATTE MARRON



P. OAK



GREEN TEAK

CEDRUS SERIES



WATER
RESISTANT



ANTI-
BACTERIAL



PAINT AND
MAINTENANCE ARE
NOT REQUIRED



CEDRUS SERIES



ADO7010



ADO7010



ADO7010



ADO7011



ADO7011



ADO7011



ADO7300



ADO7300



ADO7300



ML. WHITE



WHITE MAPLE



MAGIC SAHRA



MAGIC STONE



MAGIC VISON



SN GRAY

CEDRUS SERIES



ADO7060



ADO7060



ADO7061



ADO7400



ADO7400



ADO7403



ADO7500



ADO7500



ADO7500



ML. WHITE



WHITE MAPLE



MAGIC SAHRA



MAGIC STONE



MAGIC VISON



SN GRAY

CEDRUS SERIES

PROJECT PRODUCTS



ADO7040



ADO7040



ADO7040



ADO7050



ADO7050



ADO7050

Note: Gold Walnut color is just available for 7750 model.



ML. WHITE



WHITE MAPLE



MAGIC SAHRA



MAGIC STONE



MAGIC VISON



SN GRAY

CEDRUS SERIES

PROJECT PRODUCTS



ADO7750



ADO7750



ADO7750



ADO7750



ADO7750



ADO7750


Note: Gold Walnut color is just available for 7750 model.



COBALT GRAY



GOLD WALNUT



ML. WHITE



WHITE MAPLE



MAGIC SAHRA



MAGIC STONE



MAGIC VISON



SN GRAY

Fire Rated Doors

CERTIFIED

TEST
PROVEN

Specifications;

Frame, cornice, and sash are MDF coated with PVC foil.

The sash thickness is 47mm and filled with a completely fire-resistant filling. Barrel or card lock option.

Guillotine, concealed door closer, special hinge, special gasket, and wick.

The model in the image is Ado 3000 model.

 30
mins.



STAIN HIDDEN HINGE



DOOR CLOSER



AUTOMATIC DROP DOWN SEAL



FIRE RESISTANT SEAL



FIRE RESISTANT WEATHER STRIP

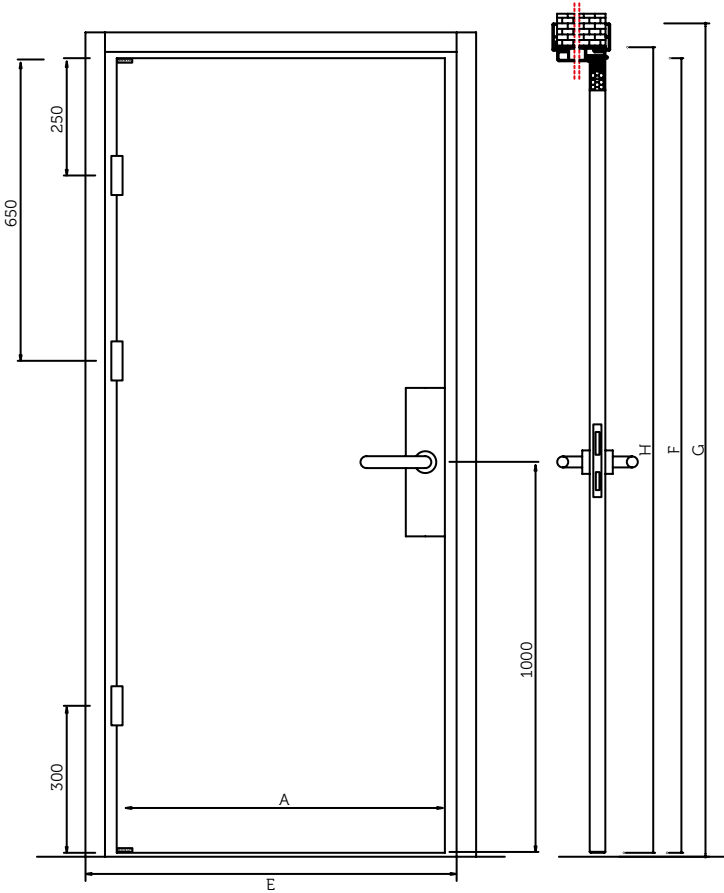


CARD LOCK

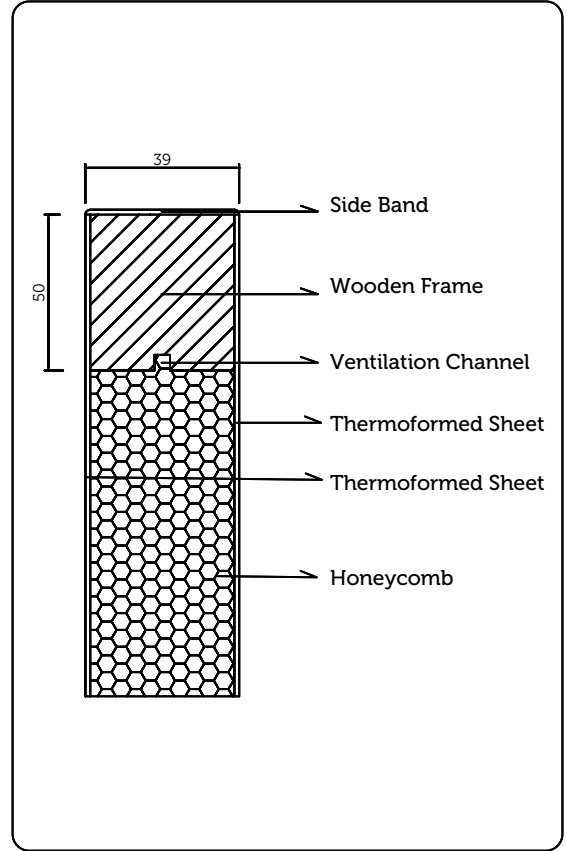


BAREL LOCK

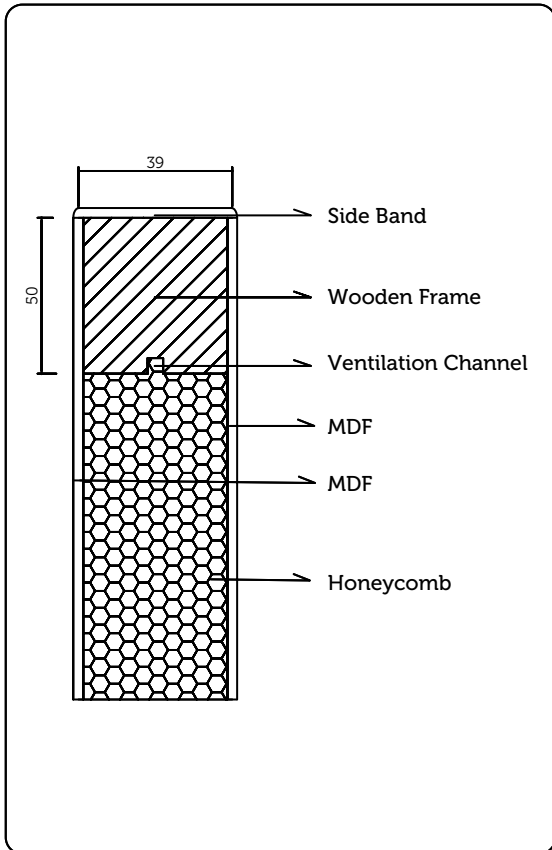
TECHNICAL SPECIFICATIONS



Sash Widths (mm): 650 - 700 - 750 - 800 - 850 - 900



Deodara Sash Detail



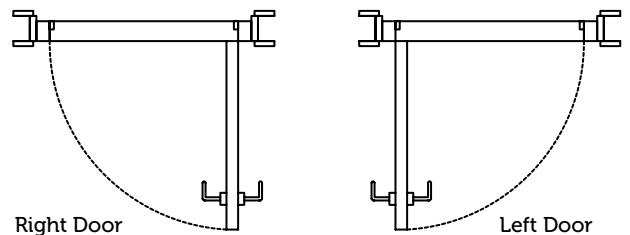
Fagus and Cedrus Sash Detail

SASH LENGTH MEASUREMENT

SASH MEASUREMENT	FRAME OUTER MEASUREMENT	70mm CORNICE OUTER MEASUREMENT	100mm CORNICE OUTER MEASUREMENT
F	H	G	G
2030	2073	2133	2163

SASH WIDTH MEASUREMENT

SASH MEASUREMENT	FRAME OUTER MEASUREMENT	70mm CORNICE OUTER MEASUREMENT	100mm CORNICE OUTER MEASUREMENT
A	C	E	E
650	705	825	855
700	755	875	905
750	805	925	955
800	855	975	1005
850	905	1025	1055
900	955	1075	1105



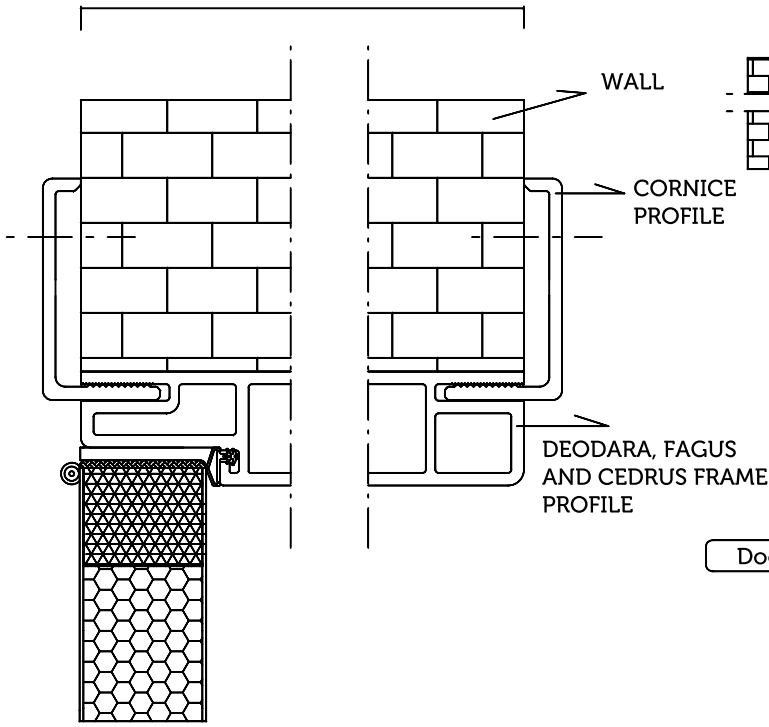
Right Door

Left Door

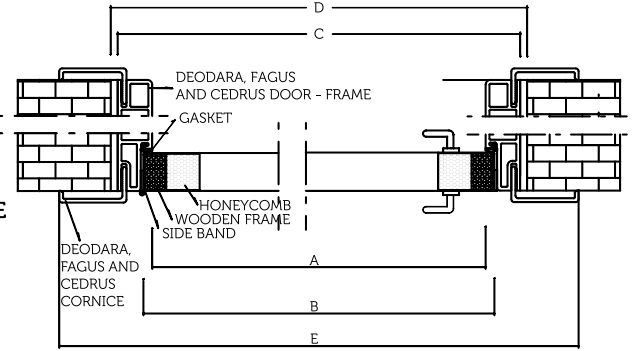
Adokapi may change these technical specifications.

TECHNICAL SPECIFICATIONS

FRAME: 70 - 100 - 120 - 140 - 160 - 180 - 200 - 220



Door frame connection detail up



SYMBOL	MEANING
A	Sash Width
B	Frame Inner Width
C	Frame Outer Width
D	Completed Wall width
E	Cornice Outer Width

Door Frame Connect Systems Detail

FRAME WIDTH MEASUREMENT

FRAME WIDTH (mm)	WALL THICKNESS (min.)	WALL THICKNESS (max.)
70	70	99
100	100	119
120	120	139
140	140	159
160	160	179
180	180	199
200	200	219
220	220	239

Fagus and Cedrus Sash Specifications:

- Wooden frame.
- 3 pieces of 26x50 mm wooden frame are used on the bottom.
- 6 mm MDF coated with 0,2 mm PVC foil.
- Inner core is kraft Honeycomb or Semi-Solid.

Deodora Sash Specifications:

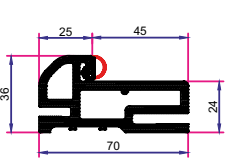
- Wooden frame.
- 3 pieces of 35x50 mm wooden frame are used on the bottom.
- 2mm PVC coated with 0,2 mm PVC foil.
- Inner core is kraft Honeycomb or Semi-Solid.

Fagus, Deodara ve Cedrus Frame - Cornice Specifications:

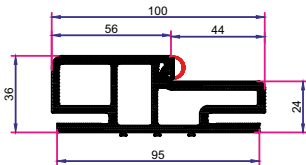
- Wood composite material coated with PVC foil.
- Not affected by water and humidity.

In Fagus and Cedrus ranges, water and moisture resistance are valid only for frames and cornice. Adokapi products are interior doors. If they are used outdoors, factory warranty is not provided.

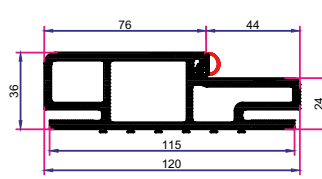
TECHNICAL SPECIFICATIONS



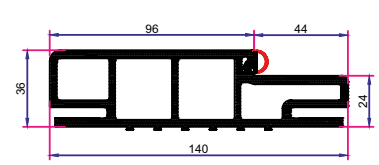
70 mm Door Frame



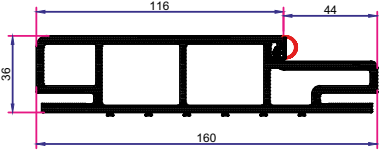
100 mm Door Frame



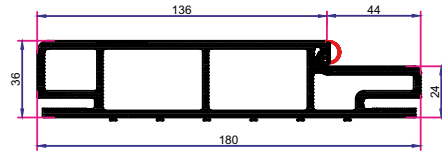
120 mm Door Frame



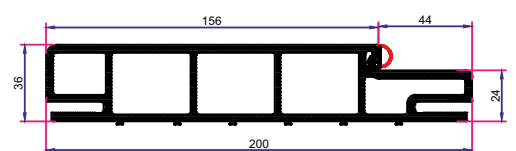
140 mm Door Frame



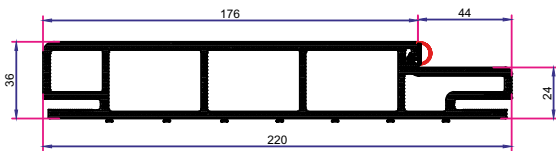
160 mm Door Frame



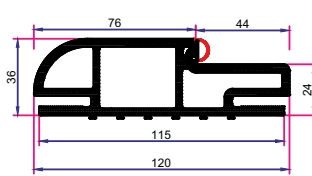
180 mm Door Frame



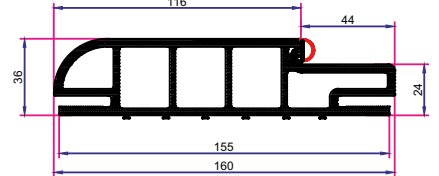
200 mm Door Frame



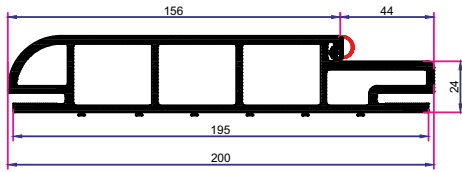
220 mm Door Frame



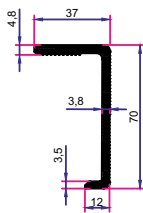
Oval 120 mm Door Frame



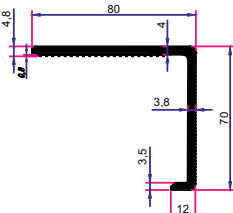
Oval 160 mm Door Frame



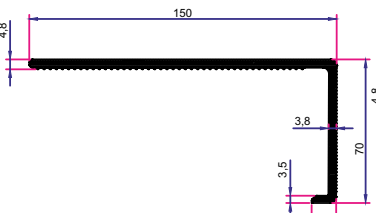
Oval 200 mm Door Frame



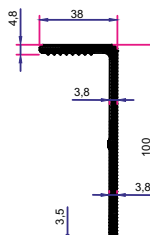
70x37 mm Cornice



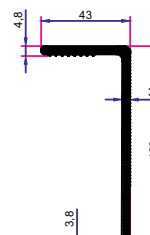
70x80 mm Cornice



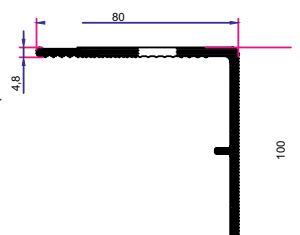
70x150 mm Cornice



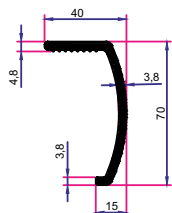
100x38 mm Cornice



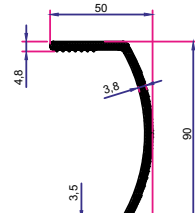
100x43x18 mm Cornice



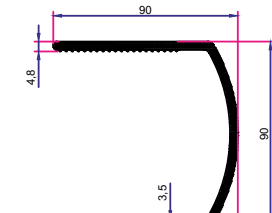
80x100 mm Cornice



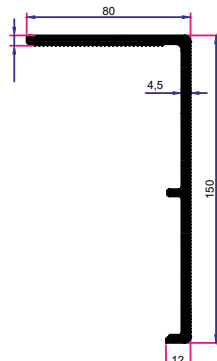
70x40 mm Oval Cornice



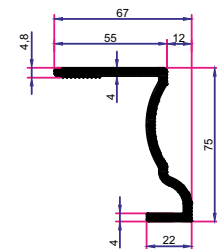
50x90 mm Oval Cornice



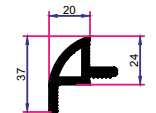
90x90 mm Oval Cornice



150x80 mm Cornice



75x55 mm Decorative Top Cornice



Frame Channel Cover Cornice

Adokapi products are interior doors. If they are used outdoors, factory warranty is not provided.

DOOR ASSEMBLY

1



Frame edge jointing apparatuses are fitted as shown in the figure and their edges are jointed.

2



The frame is placed in the wall gap in the middle. Squeezing pins are placed in the upper and side gaps and fixed by adjusting with the measurement gauge.

3



For Deodara range doors, ADOKAPI label is screwed on the lower and upper edge of the leaf as shown in the figure.

4



Hinges are screwed to the leaf with the upper hinge center 250 mm and lower hinge center 300 mm.

5



Upper hinge center is screwed to the frame as 254 mm from above.

6



Adjust the internal measurement between sash and frame as 3,5 mm by using an adjuster. Frame - Sash balance should be checked again.

7



Apply polyurethane foam in the gap between the frame and wall. After drying, remove the foam residues.

8



Lock is screwed to the drilled area in the frame.

9



Lock and handle suitable for the leaf are fitted by screwing them.

10



Double-side adjusted cornice are cut according to the measurement and fitted by using a plastic hammer.

STACKING CONDITIONS

1. Pallet packaging of the door components that will be kept in the stocks should not be opened unless needed.
2. Stacking floor should be flat and levelled.
3. Stacks should be supported in the horizontal position with minimum 3 wedges. They should not be stacked vertically even in the construction sites.
4. Ensure that the wedges to be used for stacking have equal sizes and are no twisted.
5. Wedges should be placed in between the stacks to be placed on top of each other at the same level of the wedges on the floor.
6. Base pallet should be placed on top of the door leaves that will not be removed for a long time.
7. Products should not be stacked in the warehouses with insufficient ventilation and air-conditioning (ensure 22-24 degrees and 8-12% balance moisture).
8. Make sure that the products are not exposed to direct sunlight, wind and water.
9. Protect the products against any damages that might occur due to the use of forklift for loading and unloading.

OUR ASSEMBLY MATERIALS

Sashe - Cornice - Hinge - Screws - Lock
- Frame edge jointing apparatuses



FACTORY

Antalya Organize Sanayi Bölgesi 3. Etap, 35. Cadde, No: 3
07040 Antalya / TURKEY
Tel : +90 0242 236 30 00 · Email : info@adokapi.com.tr

